



REF: # 10256

LA MARINA



INFO

PRICE: 2.595.000 €

PROPERTY TYPE: Villa

CITY: La Marina

BEDROOMS: 4

Bathrooms: 4

Build (m2): 548

Plot (m2): 964

Terrace (m2): -

Year: -

Floor: -

Old price -



DESCRIPTION

NEW BUILD LUXURY VILLA IN BENISSA New Build Luxury villa in Benissa with VIEWS TO THE SEA and the Peñón de Ifach. This villa, with exposed panelled concrete finishes, has 4 floors that are connected with an elevator and an internal staircase. The ground floor has a large open living-dining-kitchen area and guest toilet. The kitchen is fully equipped and has a cooking island. Sliding doors at ceiling height give direct access to a spacious terrace and pool. The upper floor contains two bedrooms with en-suite bathrooms and a terrace. The property has 2 basements. The basement number 1 has another two bedrooms, each with its own bathroom and a laundry room. The basement number 2 houses the gym, the cellar and a garage with capacity for 4 cars. The house has air conditioning (with ducts) and central heating with heat pump. It has an automatic entrance door with a separate pedestrian entrance and an intercom. On the same level as the main house is the swimming pool. Includes exterior carpentry with automatic shutters and mosquito nets in bedrooms, fitted wardrobes with modules and basic alarm installation. Benissa is located towards the northern end of the Costa Blanca, just off the A-7 Motorway; the trip to and from Alicante

airport takes just over one hour. The town is small, but enchanting with its medieval architecture and charming plazas. Although only 5 kilometres distance from the sea – as the crow flies, the nearest beaches by road are approximately 11 kilometres away and the seaside towns of Calpe (to the south) and Moraira (to the north east) are approximately 12 kilometres distance. The views of the Mediterranean, the weather, wild nature, the quality of the light, the towns architecture, Benissa will seduce you. Alicante airport located 1 hour away.



VIEWS

- Panoramic views

**GARDEN AND
TERRACES**

- Open terrace
- Private garden

HEATING

- Central gas heating
- Radiators







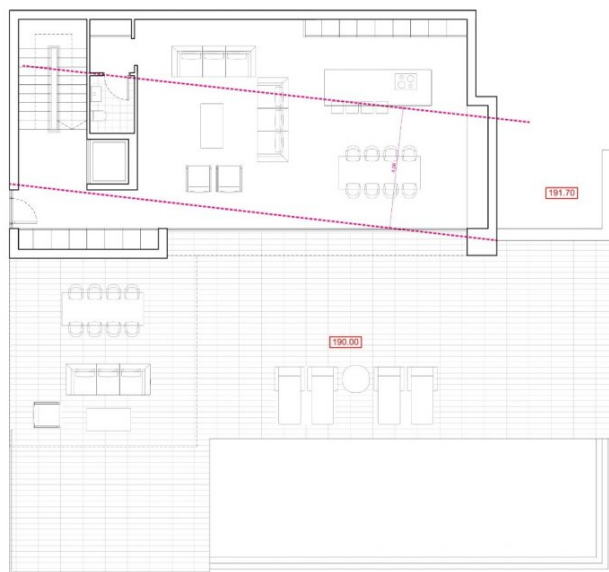


Superficies	Construidas
PLANTA BAJA	
VIVIENDA	127.61m2
PORCHE	39.98m2
VOLADIZO	9.35m2
TERRAZA	117.19m2
PISCINA	52.00m2
PLANTA ALTA	
VIVIENDA	91.42m2
VOLADIZO	10.08m2
VOLADIZO	4.96m2
TERRAZA	56.25m2
PLANTA SOTANO -1	
VIVIENDA	137.05m2
VOLADIZO	16.95m2
PLANTA SOTANO -2	
VIVIENDA	62.48m2
GARAJE	40.30m2
VOLADIZO	4.55m2

PLANTA ALTA

0 1 2 3 4 5 6

E: 1/100



Superficies	Construidas
PLANTA BAJA	127.61m ²
VIVIENDA	39.98m ²
PORCHE	9.39m ²
VOLADIZO	
TERRAZA	117.19m ²
PISCINA	52.00m ²
PLANTA ALTA	
VIVIENDA	91.42m ²
VOLADIZO	10.08m ²
VOLADIZO	4.96m ²
TERRAZA	56.25m ²
PLANTA SOTANO -1	
VIVIENDA	137.05m ²
VOLADIZO	16.95m ²
PLANTA SOTANO -2	
VIVIENDA	62.48m ²
GARAJE	40.30m ²
VOLADIZO	4.55m ²

PLANTA BAJA

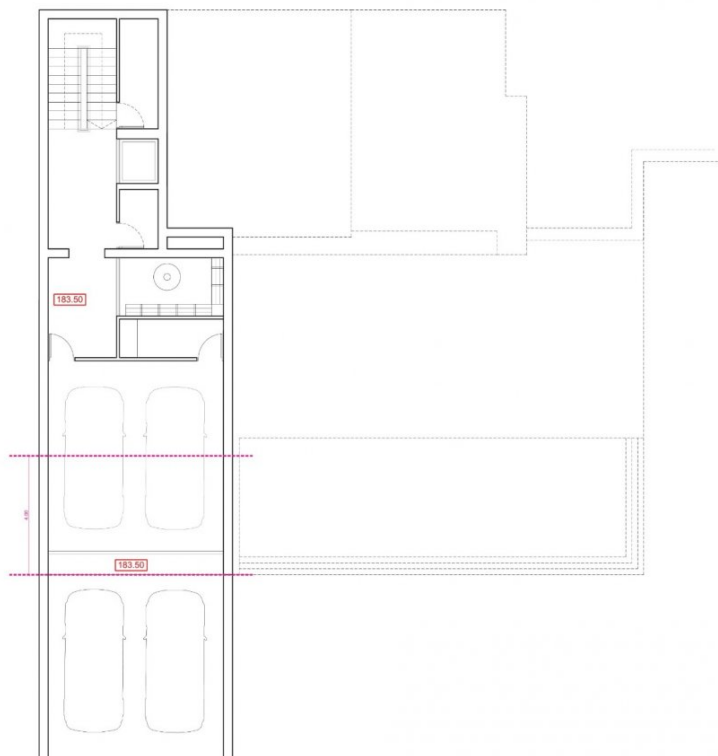
0 1 2 3 4 5 6 7 8 9 10 11 12 13 14 15 16 17 18 19 20 21 22 23 24 25 26 27 28 29 30 31 32 33 34 35 36 37 38 39 40 41 42 43 44 45 46 47 48 49 50 51 52 53 54 55 56 57 58 59 60 61 62 63 64 65 66 67 68 69 70 71 72 73 74 75 76 77 78 79 80 81 82 83 84 85 86 87 88 89 90 91 92 93 94 95 96 97 98 99 100



Superficies	Construidas
PLANTA BAJA	127.61m ²
VIVIENDA	39.98m ²
PORCHE	9.39m ²
VOLADIZO	
TERRAZA	117.19m ²
PISCINA	52.00m ²
PLANTA ALTA	
VIVIENDA	91.42m ²
VOLADIZO	10.08m ²
VOLADIZO	4.96m ²
TERRAZA	56.25m ²
PLANTA SOTANO -1	
VIVIENDA	137.05m ²
VOLADIZO	16.95m ²
PLANTA SOTANO -2	
VIVIENDA	62.48m ²
GARAJE	40.30m ²
VOLADIZO	4.55m ²

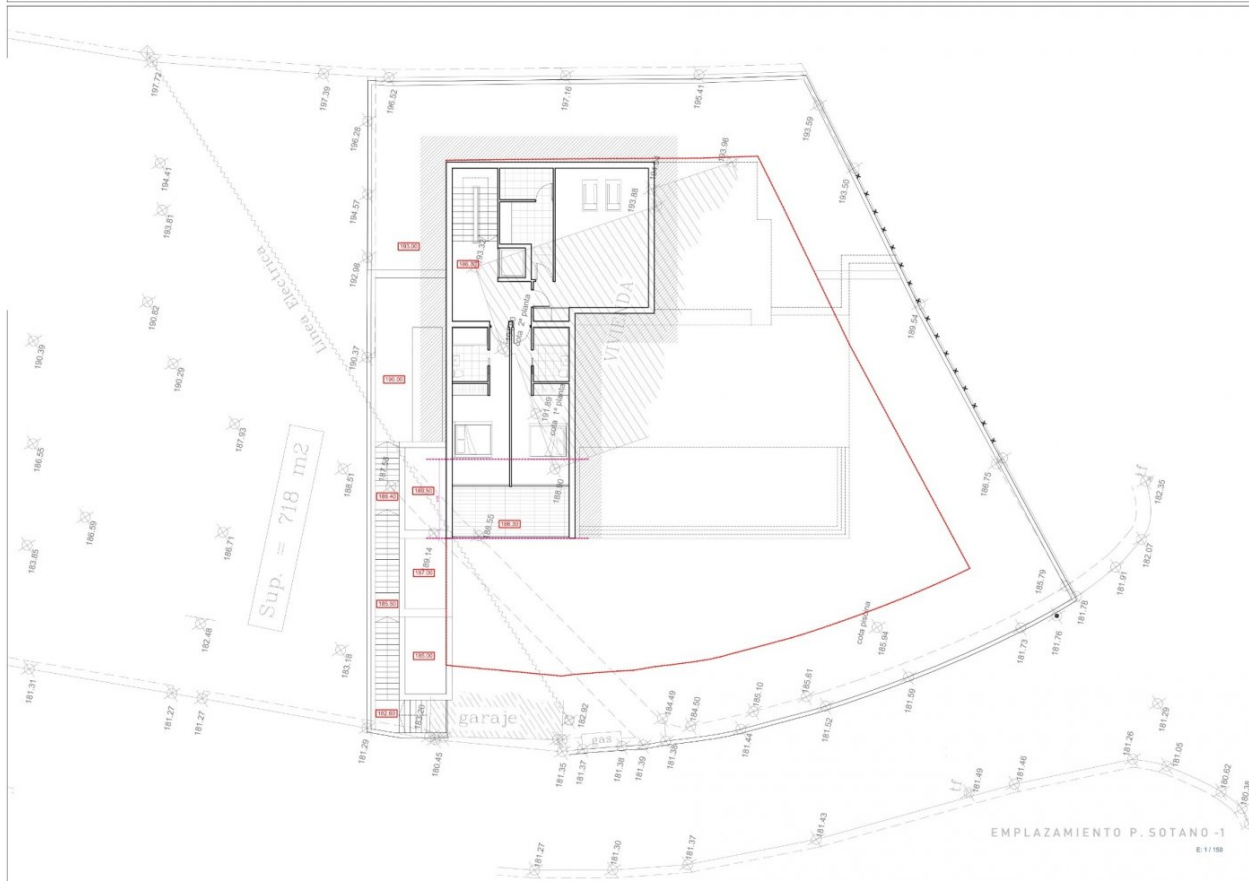
PLANTA SOTANO -1

0 1 2 3 4 5 6 7 8 9 10 11 12 13 14 15 16 17 18 19 20 21 22 23 24 25 26 27 28 29 30 31 32 33 34 35 36 37 38 39 40 41 42 43 44 45 46 47 48 49 50 51 52 53 54 55 56 57 58 59 60 61 62 63 64 65 66 67 68 69 70 71 72 73 74 75 76 77 78 79 80 81 82 83 84 85 86 87 88 89 90 91 92 93 94 95 96 97 98 99 100

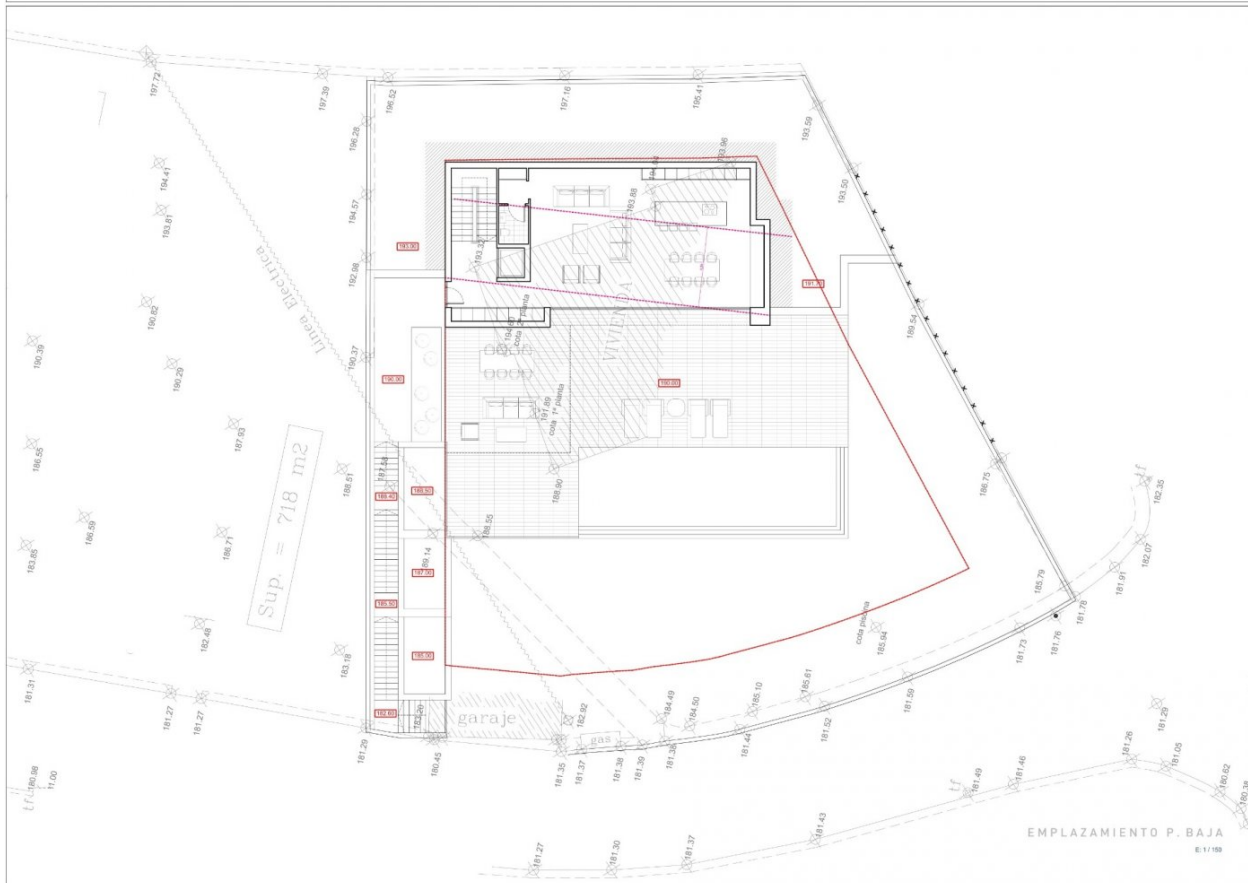
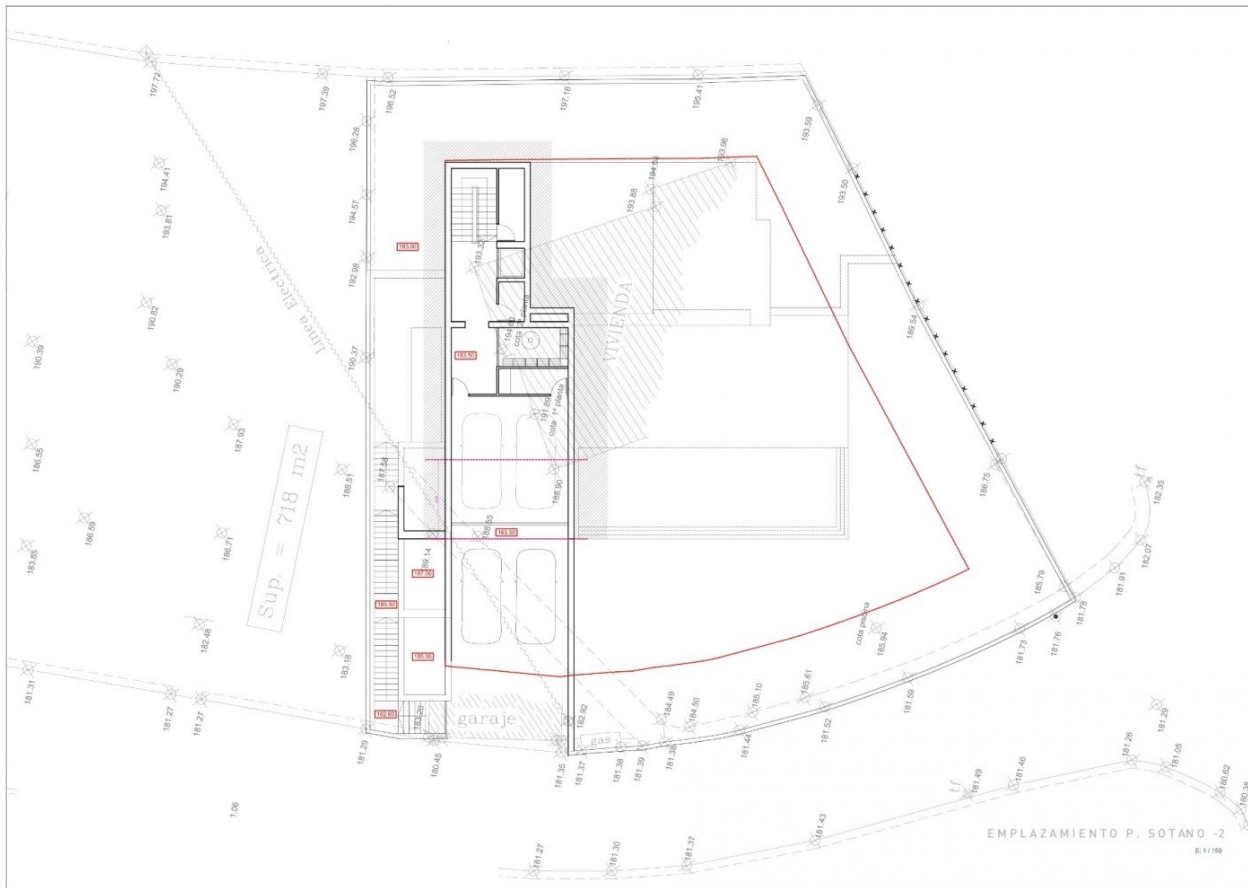


Superficies	Construidas
PLANTA BAJA	127.61m ²
VIVIENDA	38.98m ²
PORCHE	9.39m ²
VOLADIZO	
TERRAZA	117.19m ²
PISCINA	52.00m ²
PLANTA ALTA	
VIVIENDA	91.42m ²
VOLADIZO	10.08m ²
VOLADIZO	4.96m ²
TERRAZA	56.25m ²
PLANTA SOTANO -1	
VIVIENDA	137.05m ²
VOLADIZO	16.95m ²
PLANTA SOTANO -2	
VIVIENDA	62.48m ²
GARAJE	40.30m ²
VOLADIZO	4.55m ²

PLANTA SOTANO -2
E. 1/100



EMPLAZAMIENTO P. SOTANO -1
E. 1/100



"OUR EXPERIENCE IS YOUR GUARANTEE"